

## Icynene Europe S.P.R.L.

30 Clos Chapelle aux Champs  
B-1200 Brussels  
Belgium

Tel: +32 2 880 62 33 Fax: +32 495 644 81

e-mail: [info@icynene.eu](mailto:info@icynene.eu)

website: [www.icynene.eu](http://www.icynene.eu)



**Agrément Certificate**

**20/5846**

Product Sheet 1

## ICYNENE H<sub>2</sub> FOAM LITE E (LD-C-50 v8E) INSULATION


### H<sub>2</sub> FOAM LITE E (LD-C-50 v8E) FOR LR PITCHED ROOFS

This Agrément Certificate Product Sheet<sup>(1)</sup> relates to H<sub>2</sub> Foam Lite E (LD-C-50 v8E) For LR Pitched Roofs, a spray-applied in-situ thermal insulation for low resistance pitched roofs and lofts of new or existing domestic buildings. It can be installed between and under timber rafters in warm tiled and slated pitched roofs, and between and over ceiling joists in ventilated loft spaces with a roof tile underlay.

(1) Hereinafter referred to as 'Certificate'.

#### CERTIFICATION INCLUDES:

- factors relating to compliance with Building Regulations where applicable
- factors relating to additional non-regulatory information where applicable
- independently verified technical specification
- assessment criteria and technical investigations
- design considerations
- installation guidance
- regular surveillance of production
- formal three-yearly review.



#### KEY FACTORS ASSESSED

**Thermal performance** — the product has a declared thermal conductivity ( $\lambda_D$ ) of  $0.039 \text{ W}\cdot\text{m}^{-1}\cdot\text{K}^{-1}$  (see section 6).

**Condensation risk** — the product can contribute to limiting the risk of surface condensation; however, the risk of interstitial condensation will depend on the roof construction and should, therefore, be assessed for each project (see section 7).

**Behaviour in relation to fire** — the product has a Class E reaction to fire classification to EN 13501-1 : 2007 (see section 8).

**Durability** — the product is durable, rot proof and sufficiently stable to remain effective as an insulation for the life of the building in which it is installed (see section 12).



The BBA has awarded this Certificate to the company named above for the product described herein. This product has been assessed by the BBA as being fit for its intended use provided it is installed, used and maintained as set out in this Certificate.

On behalf of the British Board of Agrément

Date of First issue: 16 February 2021

Hardy Giesler  
Chief Executive Officer

The BBA is a UKAS accredited certification body – Number 113.

The schedule of the current scope of accreditation for product certification is available in pdf format via the UKAS link on the BBA website at [www.bbacerts.co.uk](http://www.bbacerts.co.uk)

Readers MUST check the validity and latest issue number of this Agrément Certificate by either referring to the BBA website or contacting the BBA directly.

Any photographs are for illustrative purposes only, do not constitute advice and should not be relied upon

#### British Board of Agrément

Bucknalls Lane  
Watford  
Herts WD25 9BA

©2021

tel: 01923 665300  
[clientservices@bbacerts.co.uk](mailto:clientservices@bbacerts.co.uk)  
[www.bbacerts.co.uk](http://www.bbacerts.co.uk)

## Regulations

In the opinion of the BBA, H<sub>2</sub> Foam Lite E (LD-C-50 v8E) For LR Pitched Roofs, if installed, used and maintained in accordance with this Certificate, can satisfy or contribute to satisfying the relevant requirements of the following Building Regulations (the presence of a UK map indicates that the subject is related to the Building Regulations in the region or regions of the UK depicted):



### The Building Regulations 2010 (England and Wales) (as amended)

<b>Requirement:</b>	<b>C2(c)</b>	<b>Resistance to moisture</b>
Comment:		The product can contribute to satisfying this Requirement. See sections 7.1 and 7.11 of this Certificate.
<b>Requirement:</b>	<b>L1(a)(i)</b>	<b>Conservation of fuel and power</b>
Comment:		The product can contribute to satisfying this Requirement. See sections 6.1 and 6.2 of this Certificate.
<b>Regulation:</b>	<b>7(1)</b>	<b>Materials and workmanship</b>
Comment:		The product is acceptable. See section 12 and the <i>Installation</i> part of this Certificate.
<b>Regulation:</b>	<b>26</b>	<b>CO<sub>2</sub> emission rates for new buildings</b>
<b>Regulation:</b>	<b>26A</b>	<b>Fabric energy efficiency rates for new dwellings (applicable to England only)</b>
<b>Regulation:</b>	<b>26A</b>	<b>Primary energy consumption rates for new buildings (applicable to Wales only)</b>
<b>Regulation:</b>	<b>26B</b>	<b>Fabric performance values for new dwellings (applicable to Wales only)</b>
Comment:		The product can contribute to satisfying these Regulations; however, compensating fabric/services measures may be required. See sections 6.1 and 6.2 of this Certificate.



### The Building (Scotland) Regulations 2004 (as amended)

<b>Regulation:</b>	<b>8(1)</b>	<b>Durability, workmanship and fitness of materials</b>
Comment:		The product is acceptable. See section 12 and the <i>Installation</i> part of this Certificate.
<b>Regulation:</b>	<b>9</b>	<b>Building standards applicable to construction</b>
Standard:	3.15	Condensation
Comment:		The product can contribute to satisfying this Standard, with reference to clauses 3.15.1 <sup>(1)</sup> , 3.15.3 <sup>(1)</sup> , 3.15.4 <sup>(1)</sup> , 3.15.5 <sup>(1)</sup> and 3.15.7 <sup>(1)</sup> . See sections 7.1 and 7.12 of this Certificate.
Standard:	6.1(b)	Carbon dioxide emissions
Comment:		The product can contribute to satisfying this Standard, with reference to clauses, or parts of, 6.1.1 <sup>(1)</sup> , 6.1.3 <sup>(1)</sup> , 6.1.4 <sup>(1)</sup> and 6.1.6 <sup>(1)</sup> , See sections 6.1 and 6.2 of this Certificate.
Standard:	6.2	Building insulation envelope
Comment:		The product can contribute to satisfying this Standard, with reference to clauses, or parts of, 6.2.1 <sup>(1)</sup> , 6.2.3 <sup>(1)</sup> , 6.2.4 <sup>(1)</sup> , 6.2.6 <sup>(1)</sup> , 6.2.7 <sup>(1)</sup> , 6.2.9 <sup>(1)</sup> , 6.2.10 <sup>(1)</sup> , 6.2.11 <sup>(1)</sup> and 6.2.13 <sup>(1)</sup> . See sections 6.1 and 6.2 of this Certificate.
Standard:	7.1(a)(b)	Statement of sustainability
Comment:		The product can contribute to satisfying the relevant requirements of Regulation 9, Standards 1 to 6, and therefore will contribute to a construction meeting at least a bronze level of sustainability as defined in this Standard. See section 6.1 of this Certificate.
<b>Regulation:</b>	<b>12</b>	<b>Building standards applicable to conversions</b>
Comment:		Comments in relation to the product under Regulation 9, Standards 1 to 6, also apply to this Regulation, with reference to clause 0.12.1 <sup>(1)</sup> and Schedule 6 <sup>(1)</sup> .

(1) Technical Handbook (Domestic).



## The Building Regulations (Northern Ireland) 2012 (as amended)

<b>Regulation:</b>	<b>23</b>	<b>Fitness of materials and workmanship</b>
Comment:		The product is acceptable. See section 12 and the <i>Installation</i> part of this Certificate.
<b>Regulation:</b>	<b>29</b>	<b>Condensation</b>
Comment:		The product can contribute to satisfying this Regulation. See section 7.1 of this Certificate.
<b>Regulation:</b>	<b>39(a)(i)</b>	<b>Conservation measures</b>
<b>Regulation:</b>	<b>40(2)</b>	<b>Target carbon dioxide emission rate</b>
Comment:		The product can contribute to satisfying these Regulations. See sections 6.1 and 6.2 of this Certificate.

### Construction (Design and Management) Regulations 2015

### Construction (Design and Management) Regulations (Northern Ireland) 2016

Information in this Certificate may assist the client, designer (including Principal Designer) and contractor (including Principal Contractor) to address their obligations under these Regulations.

See sections: 3 *Delivery and site handling* and 14 *Precautions* of this Certificate.

## Additional Information

### NHBC Standards 2021

In the opinion of the BBA, H<sub>2</sub> Foam Lite E (LD-C-50 v8E) Insulation For LR Pitched Roofs, if installed, used, and maintained in accordance with this Certificate, can satisfy or contribute to satisfying the relevant requirements in relation to *NHBC Standards*, Chapter 7.2 *Pitched roofs*.

### CE marking

The Certificate holder has taken the responsibility of CE marking the product in accordance with harmonised European Standard BS EN 14315-1 : 2013.

## Technical Specification

### 1 Description

1.1 H<sub>2</sub> Foam Lite E (LD-C-50 v8E) for LR Pitched Roofs is an in-situ formed spray-applied, open-cell, water-blown, low-density semi-rigid polyurethane foam insulation.

1.2 The product is prepared from two liquid components, isocyanate and resin, and is yellow in colour.

1.3 The product is applied with a fixed ratio (1:1) volumetric displacement pump in layers, until the final design thickness (not exceeding 200 mm) is achieved.

1.4 Ancillary items used with this product, but outside the scope of this Certificate, include:

- roof underlays
- fire-resistant lining board
- timber battens
- spray equipment.

## 2 Manufacture

2.1 The two components of the product are manufactured in a conventional batch blending process, and mixed on site via a spray-gun.

2.2 As part of the assessment and ongoing surveillance of product quality, the BBA has:

- agreed with the manufacturer the quality control procedures and product testing to be undertaken
- assessed and agreed the quality control operated over batches of incoming materials
- monitored the production process and verified that it is in accordance with the documented process
- evaluated the process for management of nonconformities
- checked that equipment has been properly tested and calibrated
- undertaken to carry out the above measures on a regular basis through a surveillance process, to verify that the specifications and quality control operated by the manufacturer are being maintained.

2.3 The management system of Icynene has been assessed and registered as meeting the requirements of BS EN ISO 9001 : 2015 by The Registrar Company (TRC) (Certificate TRC 00714).

## 3 Delivery and site handling

3.1 The isocyanate and resin components are delivered to site in drums (of up to 250 kg capacity) bearing the product name, batch number and BBA Certificate number.

3.2 Drums should be stored in a well-ventilated area, between 15 and 32°C, and away from possible ignition sources. The drums must be protected from frost.

3.3 The Certificate holder has taken the responsibility of classifying and labelling the product under the *CLP Regulation (EC) No 1272/2008 on the classification, labelling and packaging of substances and mixtures*. Users must refer to the relevant Safety Data Sheets.

## Assessment and Technical Investigations

The following is a summary of the assessment and technical investigations carried out on H<sub>2</sub> Foam Lite E (LD-C-50 v8E) For LR Pitched Roofs.

## Design Considerations

## 4 Use

4.1 H<sub>2</sub> Foam Lite E (LD-C-50 v8E) For LR Pitched Roofs is satisfactory for use in reducing the thermal transmittance (U value) of tiled or slated pitched roofs with a pitch of up to 70° and loft spaces of new or existing domestic buildings.

4.2 The product can be used as insulation:

- between, or between and under, timber rafters in a habitable warm pitched roof (room in the roof) — insulation at rafter level only, with or without counter battens
- between, or between and under, timber rafters in a non-habitable warm pitched roof (loft space) — insulation at rafter level only, with or without counter battens
- between, or between and over, timber ceiling joists in a ventilated non-habitable cold pitched roof (loft space) — insulation at ceiling level only
- between, or between and under, timber rafters, where the purlin and ridge may be steel (including open web types)

4.3 In all applications other than in a non-habitable loft space, the product must be covered by a fire-resistant lining board manufactured in accordance with the requirements of BS EN 520 : 2004 (see also section 8.2).

4.4 Constructions must be designed and constructed in accordance with the relevant recommendations of:

- BS 5250 : 2011
- BS 5534 : 2014
- BS 8103-3 : 2009
- BS 8212 : 1995
- BS EN 351-1 : 2007
- BS EN 1995-1-1 : 2004 and its UK National Annex.

4.5 A pre-installation survey must be carried out and documented to ensure that the construction is suitable for the application of the product.

4.6 It is essential that construction elements are designed and constructed to incorporate the normal precautions against moisture ingress before the application of the product.

4.7 Existing constructions must be in a good state of repair, with no evidence of rain penetration or damp. Defects must be made good prior to installation.

4.8 In addition, if present, mould or fungal growth must be treated. The Certificate holder can advise on suitable treatments.

4.9 Installation must not be carried out until the moisture content of any roof timber framing is less than 20%.

4.10 The product must not come into direct contact with flue pipes, chimneys or other heat-producing appliances (see section 9).

4.11 The product forms a strong bond with clean, dry substrates. This should be taken into account when specifying the product or anticipating future alterations.

4.12 To satisfy the requirements of NHBC, a vapour control layer (VCL) of a type specified in the NHBC Standards must be applied behind the fire-resistant lining board, and the product must only be applied to a roof construction incorporating a breathable roof underlay.

4.13 Pitched roofs are defined for the purpose of this Certificate as those roofs having a pitch in excess of 15°.

4.14 The product can be spray-applied directly to the underside of breathable roof tile underlays or timber sarking boards between the rafters.

4.15 When spraying the product, care must be taken to ensure the integrity of the roof tile underlay drape (refer to the *Icynene Installer Training Manual* issued to installers).

## 5 Practicability of installation

The product should only be installed by installers who have been trained and approved by the Certificate holder (see section 13).

## 6 Thermal performance



6.1 Calculations of the thermal transmittance (U value) of a roof should be carried out in accordance with BS EN ISO 6946 : 2017 and BRE Report BR 443 : 2006 using the declared thermal conductivity ( $\lambda_D$ ) of  $0.039 \text{ W}\cdot\text{m}^{-1}\cdot\text{K}^{-1}$ .

6.2 The U value of a completed roof will depend on the insulation thickness, its structure, and its internal finish. Example constructions are given in Tables 1 and 2. For improved energy or carbon savings, designers should consider appropriate fabric and/or services measures.

**Table 1 U values — warm pitched roofs (insulation at rafter level only, with sloping ceiling)<sup>(1)</sup>**

Design U value (W·m <sup>-2</sup> ·K <sup>-1</sup> )	H <sub>2</sub> Foam Lite E (LD-C-50 v8E) thickness
0.13	—
0.15	—
0.16	—
0.18	—
0.20	—
0.25	150 mm between rafters + 30 mm between additional battens

(1) Pitched roof construction — tiles on 25 mm timber tile battens on low-resistance (LR) breathable tile underlay on 47 by 150 mm timber rafters, with additional battens as required ( $\lambda = 0.13 \text{ W}\cdot\text{m}^{-1}\cdot\text{K}^{-1}$ ), at 400 mm centres (13.5%); variable thickness of insulation; AVCL; and 12.5 mm plasterboard ( $\lambda = 0.25 \text{ W}\cdot\text{m}^{-1}\cdot\text{K}^{-1}$ ).

**Table 2 U values — cold pitched roofs (non-habitable loft space) — insulation at horizontal ceiling level)<sup>(1)</sup>**

Design U value (W·m <sup>-2</sup> ·K <sup>-1</sup> )	H <sub>2</sub> Foam Lite E (LD-C-50 v8E) thickness
0.13	—
0.15	—
0.16	—
0.18	—
0.20	—
0.25	150 mm between joists + 30 mm over joists

(1) Ceiling construction — 12.5 mm plasterboard ( $\lambda = 0.25 \text{ W}\cdot\text{m}^{-1}\cdot\text{K}^{-1}$ ); VCL; variable thickness of insulation between and over 50 by 150 mm ceiling joists ( $\lambda = 0.13 \text{ W}\cdot\text{m}^{-1}\cdot\text{K}^{-1}$ ), at 400 mm centres (13.5%).

## Junctions

6.3 Care must be taken in the overall design and construction of junctions with other elements and openings to minimise thermal bridges and air infiltration. Detailed guidance can be found in the documents supporting the national Building Regulations.

## 7 Condensation risk

### Interstitial condensation



7.1 Roofs will limit the risk of interstitial condensation adequately when they are designed and constructed in accordance with the relevant parts of BS 5250 : 2011, Annexes D and H, including the requirement for a well-sealed ceiling.

7.2 An assessment of the risk of interstitial condensation should be carried out in accordance with BS EN ISO 13788 : 2012 using a water vapour resistance factor ( $\mu$ ) of 3.3. If a risk of condensation is identified, then an assessment should also be carried out to BS EN 15026 : 2007.

7.3 Care should be taken to provide adequate ventilation, particularly in rooms expected to experience high humidity, and to ensure the integrity of VCLs and linings against vapour ingress.

7.4 It is essential that roof design, construction and maintenance not only limit opportunities for vapour migration by diffusion but also by convection through gaps, cracks and laps in AVCLs/VCLs (where required) and through penetrations.

7.5 To satisfy the requirements of NHBC, a VCL of a type specified in the NHBC Standards must be applied (behind the fire-resistant lining board where used), and the product must only be applied to a roof construction incorporating a LR breathable roof underlay.

### **Warm pitched roof (habitable room in the roof, or non-habitable loft space) with LR breathable underlay (insulation at rafter level only)**

7.6 The insulation may be sprayed between, or between and under, the timber rafters (no insulation at horizontal ceiling level), or applied to the underside of the LR breathable underlay. A VCL should be applied to the underside of the insulation (warm side), where necessary, and the ceiling must be well sealed.

### **Cold pitched roof (non-habitable loft space) — insulation at horizontal ceiling level only**

7.7 It is important to seal existing service penetrations in the ceiling and to provide draught proofing to any loft hatches to reduce inflow of warm air and moisture. Any new loft insulation should be kept sufficiently clear of the eaves so that any adventitious ventilation is not reduced. Further guidance may be obtained from BRE Report BR 262 : 2002.

7.8 Insulation material placed at ceiling level will considerably reduce the temperature of an unheated roof structure and, if moist air passes into the roof space, condensation on cold surfaces is likely to increase. Roof structures incorporating the insulation at ceiling level must have provision for adequate permanent ventilation of the space above the insulation to minimise the formation of condensation in the roof space.

7.9 Permanent ventilation of the roof structure should be provided by continuous openings or regularly spaced vents of equivalent area situated along two opposite sides of the roof at eaves level, and at a high level when required. The size and position of ventilation openings for pitched roofs should be in accordance with the relevant recommendations of BS 5250 : 2011. Further information and guidance is given in BRE Report BR 262 : 2002.

7.10 Ventilation openings should be arranged to prevent the ingress of rain, snow, birds and small mammals, and the risk of blockage by other building operations.

### **Surface condensation**



7.11 Roofs and loft spaces will limit the risk of surface condensation adequately where the thermal transmittance (U value) does not exceed  $0.35 \text{ W}\cdot\text{m}^{-2}\cdot\text{K}^{-1}$  at any point and the junctions with other elements are designed in accordance with the guidance referred to in section 6.3 of this Certificate.



7.12 For buildings in Scotland, constructions will be acceptable where the thermal transmittance (U value) of the roof does not exceed  $1.2 \text{ W}\cdot\text{m}^{-2}\cdot\text{K}^{-1}$  at any point, and roofs are designed and constructed in accordance with the relevant parts of BS 5250 : 2011, Annexes D and H. Further guidance may be obtained from BRE Report BR 262 : 2002.

## **8 Behaviour in relation to fire**

8.1 The product is classified as Class E reaction to fire to EN 13501-1 : 2007<sup>(1)</sup>.

(1) Centrum stavebního inženýrství a.s., report ref PK-18-060, issue number 1/2, 13 April 2018. Copies can be obtained from the Certificate holder.

8.2 Once installed, except for the non-habitable loft application, the product must be contained by a fire-resistant lining board manufactured in accordance with BS EN 520 : 2004, with joints fully sealed and supported by rafters, noggins or battens.

8.3 Elements must incorporate cavity barriers at edges, around openings and at junctions with fire-resisting elements, and the maximum dimensions of any cavity in any direction must meet the requirements of the documents supporting the national Building Regulations. The design and installation of cavity barriers must take into account any anticipated differential movement.

## **9 Proximity of flues and appliances**

Detailed guidance can be found in the documents supporting the national Building Regulations for the provisions that are applicable when the system is installed in close proximity to certain flue pipes and/or heat-producing appliances.

## 10 Materials in contact — wiring installations

10.1 The product is compatible with PVC materials in contact.

10.2 De-rating of electric cables should be considered in areas where the product restricts the flow of air. The use of suitable conduit or trunking is recommended.

10.3 Where recessed lighting is used, provision should be made to prevent the fitting overheating, or ventilated fittings must be used.

## 11 Maintenance

Once installed, the product does not require any regular maintenance and has suitable durability (see section 12), provided the waterproof layers are maintained in a weathertight condition.

## 12 Durability



The product is durable, rot proof and sufficiently stable to remain effective as an insulation for the life of the building.

## Installation

### 13 Approved installers

The Certificate holder operates an Approved Installer Scheme for this product, under which the installers are approved, registered and regularly reviewed by the Certificate holder to demonstrate that they are competent to carry out installation of the product in accordance with their instructions and this Certificate. Details of Approved Installers are available from the Certificate holder.

### 14 Precautions

14.1 To comply with the requirements of Section 4 of the *Health and Safety at Work Act 1974*, it is essential that there is an exchange of information between the client and the installer before spray operations commence on any site. Existing health hazards and those brought into the premises by the installer should be discussed, and measures agreed to deal with them effectively.

14.2 The process for the installation of the product may produce a build-up of harmful vapours. The requirements of the  *Icynene Installer Training Manual*  and the product safety data sheets issued to installers, must be followed at all times.

14.3 The building should be well-ventilated during the spraying process as some vapours may sink to lower parts of the building.

14.4 If vapour levels need to be measured, methods should be those recommended by the Health and Safety Executive. Certain applications (eg confined roofs) require the use of extractor fans as recommended by the Certificate holder.

14.5 Whilst spraying, care should be taken to minimise the degree of 'overspray', a fine mist of particles that can travel considerable distances and adhere strongly to surfaces it lands on.

14.6 To prevent the product from entering an occupied space, the loft hatch/cover must be kept sealed as much as is practicably possible during the spraying process. Protective covers must be placed over water tanks to prevent contamination and blockage during application, which should not be removed until sufficient time has elapsed for potentially harmful vapours to be ventilated from the roof space.



14.7 To minimise the hazards of spraying, the following points should be observed:

- the installer must wear appropriate protective gear, including a full-face NIOSH-approved fresh air respirator, protective overalls, gloves and boots
- other than the installer, individuals must be kept away from the application area. No unprotected individuals should be in the structure where the application is being conducted
- the spray gun should never be left unattended
- the spray gun should only be pointed at the surface or, when not in use, at the floor
- the product should not be installed if wind is a concern – tarpaulins or other measures should be used to block it
- cleaning the spray gun requires use of a solvent to break down and/or remove the reacted components; therefore, to prevent exposure to the components and the solvent, proper protection should be worn.

## 15 Procedure

### General

15.1 Building elements to be insulated must be assessed for suitability, and any necessary repairs carried out. Elements must be weathertight before application of the product. The positioning and access to services should also be considered.

15.2 Access boards and lighting should be positioned in the roof void.

15.3 The product should be stored, handled and applied in accordance with the Certificate holder's instructions and this Certificate.

15.4 The product should be spray-applied to clean and dry substrates and built up in layers, up to a maximum thickness of 200 mm.

15.5 Care must be taken not to apply the product to flue pipes or electrical cables that are not contained within a suitable conduit or trunking.

15.6 After completion, a survey should be performed to check that electrical cables and flues are not obstructed. Corrective measures must be taken to clear any such obstruction.

15.7 Unless the installation is in a non-habitable loft space, once cured, the product is trimmed flat with care using a saw, and covered with a fire-resistant lining board.

15.8 Where no provision is made for ventilation of the space, care should be taken to ensure that ingress of moisture vapour from the dwelling space below is restricted.


### **Warm pitched roof (habitable room in the roof, or non-habitable loft space) — insulation between, or between and under, rafters only**

15.9 The product can be applied directly to a LR breathable roof underlay when a counter batten is fitted above the underlay.

15.10 When spraying LR breathable roof tile underlays without counter battens, the product must be applied in accordance with the Certificate holder's installation instructions, to ensure the integrity of the roof tile drape.

15.11 In habitable roof scenarios, the product is sprayed into the cavity formed by the rafters, or rafters and counter battens. When cured, the excess foam is trimmed flush with the rafters, with care, and the fire-resistant lining board installed with a VCL with lapped and sealed joints (see Figure 1).

*Figure 1 Pitched roof construction: habitable room in the roof*



15.12 In cases of non-habitable roof constructions, a VCL/AVCL is placed (where necessary) at horizontal ceiling level. The ceiling should be well sealed.

**Cold pitched roof with insulation at ceiling level: loft application — uninhabited space**

15.13 All removable obstructions should first be cleared from the loft space and any holes in the ceiling, such as around pipes, should be sealed. Water tanks should be covered and any sources of moisture (eg vent pipes for central heating) arranged to avoid water vapour entering the loft space.


15.14 To reduce the risk of frost damage, the pipes and tank in the loft space should be lagged before installing the product. The area directly below cold-water tanks when resting at joist level must not be insulated to avoid the risk of the stored water freezing in cold weather.

15.15 During installation, it is essential that all ventilation points (for example, eaves gaps and air bricks at gable ends) are kept clear of insulant so that the airflow is maintained. Suitable proprietary eaves ventilators must be used.

15.16 The product should be installed from inside the roof space, after tiling or slating is completed.

15.17 The product is applied to the VCL, between ceiling joists (see Figure 2). The product may also be applied over joists.

*Figure 2 Pitched roof construction: non-habitable loft space*



### 16 Tests

Results of tests were assessed, to determine:

- substrate adhesion strength
- thermal conductivity
- density
- corrosion-developing capacity
- water absorption
- tensile strength
- compressive strength
- dimensional stability
- water vapour permeability.

### 17 Investigations

17.1 Existing data on toxicity, durability and properties in relation to fire were evaluated.

17.2 The Certificate holder's training arrangements were evaluated.

17.3 An assessment of the practicability of installation was carried out.

17.4 A calculation was undertaken to confirm the declared thermal conductivity ( $\lambda_D$ ).

17.5 A condensation risk analysis was carried out.

17.6 A series of U value calculations was carried out.

17.7 The manufacturing process was evaluated, including the methods adopted for quality control, and details were obtained of the quality and composition of the materials used.

## Bibliography

BRE Report (BR 262 : 2002) *Thermal insulation: avoiding risks*

BRE Report (BR 443 : 2006) *Conventions for U-value calculations*

BS 5250 : 2011 + A1 : 2016 *Code of practice for control of condensation in buildings*

BS 5534 : 2014 + A2 : 2018 *Slating and tiling for pitched roofs and vertical cladding — Code of practice*

BS 8103-3 : 2009 *Structural design of low-rise buildings — Code of practice for timber floors and roofs for housing*

BS 8212 : 1995 *Code of practice for dry lining and partitioning using gypsum plasterboard*

BS EN 351-1 : 2007 *Durability of wood and wood-based products — Preservative-treated solid wood — Classification of preservative penetration and retention*

BS EN 520 : 2004 *Gypsum plasterboards — Definitions, requirements and test methods*

BS EN 1995-1-1 : 2004 + A2 : 2014 *Eurocode 5 : Design of timber structures — General — Common rules and rules for buildings*

NA to BS EN 1995-1-1 : 2004 + A1 : 2008 *UK National Annex to Eurocode 5 : Design of timber structures — General — Common rules and rules for buildings*

BS EN 14315-1 : 2013 *Thermal insulating products for buildings — In-situ formed sprayed rigid polyurethane (PUR) and polyisocyanurate (PIR) foam products — Specification for the rigid foam spray system before installation*

BS EN 15026 : 2007 *Hygrothermal performance of building components and building elements — Assessment of moisture transfer by numerical simulation*

BS EN ISO 6946 : 2017 *Building components and building elements — Thermal resistance and thermal transmittance — Calculation method*

BS EN ISO 9001 : 2015 *Quality management systems — Requirements*

BS EN ISO 13788 : 2012 *Hygrothermal performance of building components and building elements — Internal surface temperature to avoid critical surface humidity and interstitial condensation — Calculation methods*

EN 13501-1 : 2007 + A1 : 2013 *Fire classification of construction products and building elements — Classification using test data from reaction to fire tests*

### 18 Conditions

18.1 This Certificate:

- relates only to the product/system that is named and described on the front page
- is issued only to the company, firm, organisation or person named on the front page – no other company, firm, organisation or person may hold or claim that this Certificate has been issued to them
- is valid only within the UK
- has to be read, considered and used as a whole document – it may be misleading and will be incomplete to be selective
- is copyright of the BBA
- is subject to English Law.

18.2 Publications, documents, specifications, legislation, regulations, standards and the like referenced in this Certificate are those that were current and/or deemed relevant by the BBA at the date of issue or reissue of this Certificate.

18.3 This Certificate will remain valid for an unlimited period provided that the product/system and its manufacture and/or fabrication, including all related and relevant parts and processes thereof:

- are maintained at or above the levels which have been assessed and found to be satisfactory by the BBA
- continue to be checked as and when deemed appropriate by the BBA under arrangements that it will determine
- are reviewed by the BBA as and when it considers appropriate.

18.4 The BBA has used due skill, care and diligence in preparing this Certificate, but no warranty is provided.

18.5 In issuing this Certificate the BBA is not responsible and is excluded from any liability to any company, firm, organisation or person, for any matters arising directly or indirectly from:

- the presence or absence of any patent, intellectual property or similar rights subsisting in the product/system or any other product/system
- the right of the Certificate holder to manufacture, supply, install, maintain or market the product/system
- actual installations of the product/system, including their nature, design, methods, performance, workmanship and maintenance
- any works and constructions in which the product/system is installed, including their nature, design, methods, performance, workmanship and maintenance
- any loss or damage, including personal injury, howsoever caused by the product/system, including its manufacture, supply, installation, use, maintenance and removal
- any claims by the manufacturer relating to CE marking.

18.6 Any information relating to the manufacture, supply, installation, use, maintenance and removal of this product/system which is contained or referred to in this Certificate is the minimum required to be met when the product/system is manufactured, supplied, installed, used, maintained and removed. It does not purport in any way to restate the requirements of the Health and Safety at Work etc. Act 1974, or of any other statutory, common law or other duty which may exist at the date of issue or reissue of this Certificate; nor is conformity with such information to be taken as satisfying the requirements of the 1974 Act or of any statutory, common law or other duty of care.