

The logo for Huntsman Building Solutions, featuring the word "HUNTSMAN" in a bold, green, sans-serif font, underlined by a thick green horizontal bar.

HUNTSMAN


BUILDING SOLUTIONS

A photograph of a multi-story brick building facade with several windows, viewed from a low angle looking up. The image is partially obscured by a curved, semi-transparent gold-colored graphic element at the top.

X-WALL™ SYSTEM

ALL-IN-ONE SPRAY FOAM INSULATION:

- INSULATION
- AIR BARRIER
- VAPOR RETARDER
- WATER RESISTIVE BARRIER



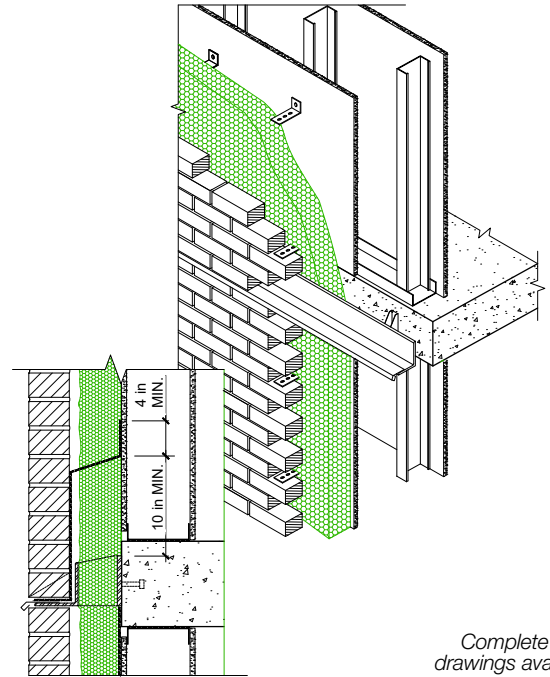
Architects and specifiers are faced with a multitude of challenges in designing a strong, reliable building envelope that will:

1. Deliver excellent value at a reasonable installed cost
2. Meet new Continuous Insulation (CI) building codes
3. Provide long term energy efficiency savings
4. Protect the structure from nature's elements.

The X-WALL™ SYSTEM provides everything needed to ensure a solid and tightly sealed building envelope with the highest quality products & accessories, custom design assistance, engineering support and approved installer network. One complete system designed to enhance the exterior building envelope of your project with high-performance thermal insulation, a tightly sealed air barrier, a class II vapor retarder, and a Water Resistant Barrier (WRB).

X-Wall Assembly Concept

The spray foam application is installed completely from the exterior and will cut the thermal bridge of the structure. The advantage of this assembly is that you get all the required properties of a high performance building envelope in a single product (insulation, air, vapor, water). With the ever-increasing requirements for continuous insulation (CI) many buildings now have all of the insulation on the exterior. This provides much better performance regarding effective R-value or U-factor as the thermal bridges are reduced. The steel studs can then be thinner and empty, leaving room for electrical systems. The X-Wall System has been tested in accordance with NFPA 285 and is approved with many different types of exterior claddings. **Contact HBS for specific details.*



Complete set of drawings available.

Benefits

- Compatible with most common building materials and other air barrier auxiliary products.
- Product applied completely from the exterior. Thermal bridging reduced.
- Water Resistive Barrier (WRB) tested. No need for transition or full surface membranes.
- Fewer products to install equals cost savings.
- Maximum speed of installation, requiring fewer workers and reduction in construction costs.
- 1 product - 4 functions: insulation, air barrier, vapor retarder and water resistive barrier.
- Width of the wall can be thinner when no insulation is required in the cavity.
- Less risk for condensation as one product provides all the properties of the envelope.
- NFPA 285 compliant with many different cladding materials.
*Metal cladding without the need for an additional thermal barrier (contact HBS for specific information).



Heatlok HFO being installed directly on CMU block from the exterior.



Certifications

The X-Wall System has successfully passed NFPA 285 in accordance with the IBC requirements in section 2603.5.5. The product is also Greenguard Gold certified, which means that it is low VOC emission to ensure better indoor air quality.

1. NFPA 285 compliant
2. ASTM E96 Water Vapor Permeance, ASTM E2178 Air Permeance, ASTM E2357 Air Barrier Assemblies
3. GREENGUARD GOLD Certification - Air Quality
4. LEED V4: EPD-HPD-ACV
5. LCA based - Product specific and industry wide EPD (Environmental Product Declaration)

Environmentally Friendly Technology

The HBS X-Wall System includes our most technologically advanced and environmentally friendly closed-cell spray foam product. Serving as a combination of insulation, air barrier, vapor retarder, and water resistant barrier (WRB), HBS HFO products feature a blowing agent with an ultra-low Global Warming Potential (GWP) rating of 1, which is 99.9% lower than conventional HFC blowing agents commonly used within many closed-cell spray foam insulation products. In addition, our products' EPDs have demonstrated much lower embodied carbon and GWP than any other types of insulation products with an EPD thanks to our HFO blowing agent and the use of a proprietary blend of polyol from recycled materials. The resultant major savings in a building's operational carbon emissions made possible with a tighter, more energy efficient envelope, HBS HFO are products of choice for building owners seeking to minimize its carbon footprint and counter global warming.

Support

The Huntsman Building Solutions technical team is available to review design details, specifications, and provide on-site quality control services to tailor the X-Wall System to the specific needs of each project and ensure quality installation.


For more information, please call 817-640-4900 or email us at architect@huntsmanbuilds.com

X-Wall System Assembly Step by Step




1.

Installation of concrete, metal or wood structure.



2.

Installation of the steel or wood studs.



3.

Installation of the exterior sheathing or CMU block.




4.

Installation of the membrane and flashing around and above openings and at the foundation level. (a full surface membrane can be installed but is not required).



5.

Installation of brick ties or z-girts



6.

Installation of spray foam insulation.



7.

Installation of exterior finishes.

HUNTSMAN

BUILDING SOLUTIONS

3315 E Division St
Arlington, TX 76011
Phone: 817.640.4900, 866.437.0223
www.huntsmanbuildingsolutions.com